

Micro LED

IRIS Mini Series

The Space Magician
Seamless Curved Display, Limitless Configurations



Full Flip-Chip COB


 $\pm 10^\circ$ Curved Splicing


Modular Freedom



Ultra-Slim & Lightweight Design

Ultra-slim 31mm profile, compact 150×337.5mm cabinet design, and lightweight at just 1.2kg per unit.

31mm

Super Slim
Design

150×337.5mm

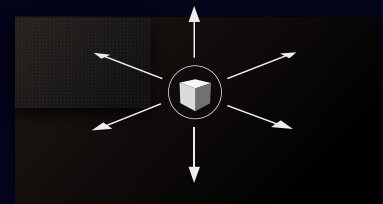
Compact Cabinet

1.2kg

Ultra-Lightweight
Unit


Custom Tri-Axis Connector for Precision Alignment

Enables six-directional adjustments to ensure flawless screen flatness.


DCI-P3

Colour Gamut


22 bit+

Grayscale


1000000:1

Brightness


600 nits

Contrast Ratio


Superior COB Technology Energy-Efficient & Ultra-Durable

IRIS Mini delivers cinema-grade visual performance bringing every detail to life.



Deep Matte Black, Ultimate Uniformity

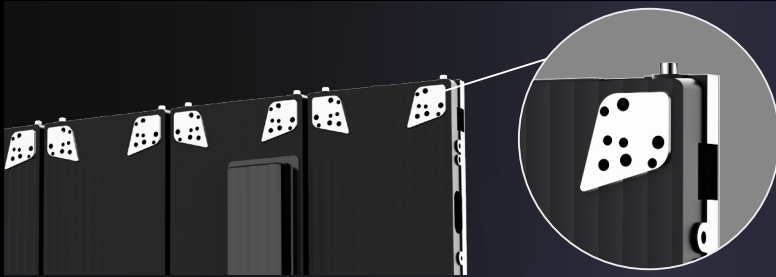
Designed with a matte black anti-glare finish, achieving consistent and uniform color depth.



Full Front Maintenance, Effortless Installation

No Rear Access Required, saving installation space
Hot-swappable modules with fanless silent operation





Versatile Mounting Options

Equipped with dual-directional front and rear mounting holes, supporting fixed installation, wall mounting, and more, adaptable to various scenarios.

10° Smart Curvature , Boundless Creativity

Supports $\pm 10^\circ$ splicing, making it perfect for curved screen applications.

$\pm 10^\circ$



Can be combined with
600*337.5mm

Seamless Expansion, Modular Freedom

IRIS Mini can be combined with standard 600 × 337.5mm panels (IRIS/IRIS-S Series) to extend large-scale displays effortlessly.

SPECIFICATIONS

Model	C13-09VT	C13-12VT	C13-12VTA	C13-15VTA	C13-18VTA
Pixel Pitch(mm)	P0.9375	P1.25	P1.25	P1.5625	P1.875
Resolution	160*180	120*135	120*135	96*108	80*90
Panel Technology	COB	COB	COB	COB	COB
Brightness(nits)	600	600	600	600	550
Surface Treatment	Matte black finish				
Contrast Ratio	$\leq 1000000:1$				
Viewing Angle(H./V.)	170°/170°				
Colour Temperature(K)	3000 ~ 9300				
Frame Rate(Hz)	60				
Refresh Rate(Hz)	3840				
Unit Size (WxHx Dmm)	150*337.5*31				
Working Voltage	AC: 100~240V, 50/60Hz				
Power Consumption Max(W/m ²)	370	320	350	350	325
Power Consumption AVG (W/m ²)	130	110	120	120	110
Lifetime(Hours)	100000				
Operating Temp(°C)	-10 ~ +50				
Humidity Range(%RH)	10~80				
Unit Weight(kg)	1.2				