


Sunlit Pro Series LED Rental Panel

SMD/COB

Indoor: P1.953/P2.604/P3.91

Outdoor: P1.5625/P1.98/P2.604/P3.91/P4.81

Two cabinets, any splicing.




500*1000mm

Long cabinet size:



500*500mm

Short cabinet size:



Smart lock design



Large magnetic suction design



Front and rear maintenance



90° right angle splicing



Internal and external arc splicing

Full flip-chip COB packaging technology, high protection

The full flip-chip COB packaging technology has extremely strong stability and reliability, while also providing protection against dust, static electricity, and impacts.

Optional common cathode design, low heat generation, low temperature rise, low power consumption, extended lifespan.

3000 nits Brightness

Outdoor P1.5, P1.9 pixel pitch, up to 3000 nits brightness (COB)



Corner protection design

The cabinet is protected from bumps by foldable corner protectors around the corners of the screen.




Large module design

Module Size

250 x 500mm

The larger size that greatly reduces screen installation and dismantling time to improve overall efficiency.





Power box hard-connect plug-in design

Featuring a wireless hard-connect power box for a cleaner overall appearance and more efficient on-site dismantling and installation.

Multiple applications

Suitable for indoor and outdoor applications.



Film and TV shooting
& XR virtual shooting

Music Hall

Concert

Outdoor Events

SPECIFICATIONS

Model	RU55-1P9VB	RU55-2P6VB	RU55-3P9VB	RO55-1P5VC	RO55-1P9VC	RO55-1P9VCA	RO55-2P6VB	RO55-3P9VB	RO55-4P8VB
Pixel Pitch(mm)	P1.953(indoor)	P2.604(indoor)	P3.91(indoor)	P1.5625(outdoor)	P1.984(outdoor)	P1.984(outdoor)	P2.604(outdoor)	P3.91(outdoor)	P4.81(outdoor)
Panel Technology	SMD	SMD	SMD	COB	COB	COB	SMD	SMD	SMD
Resolution	256*256	192*192 192*384	128*128 128*256	320*320	252*252	252*252	192*192	128*128 128*256	104*104 104*208
Unit Size(W x H x Dmm)	500 x 500 x 88	500 x 500 x 88/500 x 1000 x 88		500 x 500 x 88			500 x 500 x 88	500 x 500 x 88/500 x 1000 x 88	
Module Size(W x Hmm)	250 x 250	250 x 500	250 x 500	250 x 250	250 x 250	250 x 250	250 x 250	250 x 500	250 x 500
Brightness(nits)	500 ~ 600		800	3000	2600	2600	4000	5000	4700
Gray Scale(bit)	14								
Contrast Ratio	5000:1								
Colour Temperature(K)	3200 ~ 12000(adjustable)								
Viewing Angle(H./V.)	140°/120°			170°/170			140°/120°		
Refresh Rate(Hz)	3840								
Lifetime(Hours)	≥100000								
Working Voltage	AC:110V~220V, 50/60Hz								
Power Consumption Max(W/m²)	≤650	≤650	≤650	≤630	≤550	≤720	≤800	≤800	≤800
Operating Temp(°C)	-10 ~ +50			-20 ~ +50					
Humidity Range(%RH)	10 ~ 80			10 ~ 90					
Weight(kg)	8.5	8.5/14	8.5/14	9.5	9.5	9.5	8.5	8.5/14	8.5/14